

## Chapter 6

# Quadrature

The term *numerical integration* covers several different tasks, including numerical evaluation of integrals and numerical solution of ordinary differential equations. So we use the somewhat old-fashioned term *quadrature* for the simplest of these, the numerical evaluation of a definite integral. Modern quadrature algorithms automatically vary an adaptive step size.

### 6.1 Adaptive Quadrature

Let  $f(x)$  be a real-valued function of a real variable, defined on a finite interval  $a \leq x \leq b$ . We seek to compute the value of the integral,

$$\int_a^b f(x)dx.$$

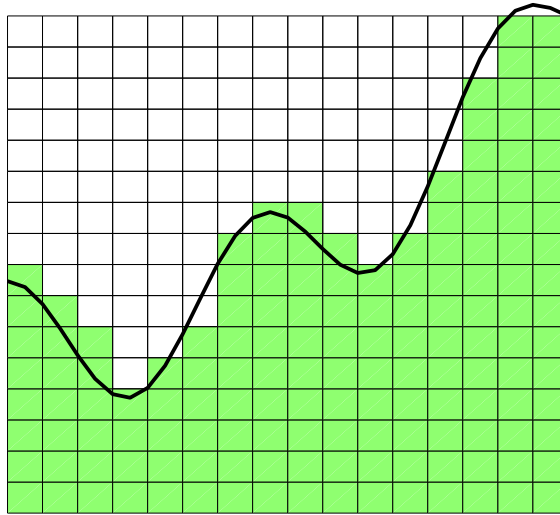
The word “quadrature” reminds us of an elementary technique for finding this area—plot the function on graph paper and count the number of little squares that lie underneath the curve.

In Figure 6.1, there are 148 little squares underneath the curve. If the area of one little square is  $3/512$ , then a rough estimate of the integral is  $148 \times 3/512 = 0.8672$ .

*Adaptive quadrature* involves careful selection of the points where  $f(x)$  is sampled. We want to evaluate the function at as few points as possible while approximating the integral to within some specified accuracy. A fundamental additive property of a definite integral is the basis for adaptive quadrature. If  $c$  is any point between  $a$  and  $b$ , then

$$\int_a^b f(x)dx = \int_a^c f(x)dx + \int_c^b f(x)dx.$$

The idea is that if we can approximate each of the two integrals on the right to within a specified tolerance, then the sum gives us the desired result. If not, we



**Figure 6.1.** *Quadrature.*

can recursively apply the additive property to each of the intervals  $[a, c]$  and  $[c, b]$ . The resulting algorithm will adapt to the integrand automatically, partitioning the interval into subintervals with fine spacing where the integrand is varying rapidly and coarse spacing where the integrand is varying slowly.

## 6.2 Basic Quadrature Rules

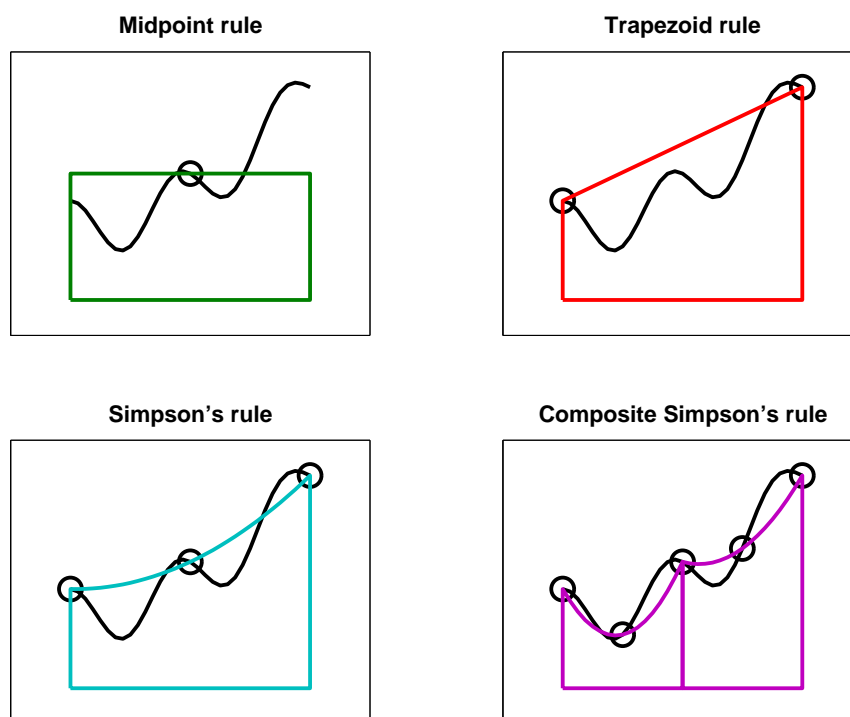
The derivation of the quadrature rule used by our MATLAB function begins with two of the basic quadrature rules shown in Figure 6.2: the *midpoint rule* and the *trapezoid rule*. Let  $h = b - a$  be the length of the interval. The midpoint rule,  $M$ , approximates the integral by the area of a rectangle whose base has length  $h$  and whose height is the value of the integrand at the midpoint:

$$M = hf \left( \frac{a+b}{2} \right).$$

The trapezoid rule,  $T$ , approximates the integral by the area of a trapezoid with base  $h$  and sides equal to the values of the integrand at the two endpoints:

$$T = h \frac{f(a) + f(b)}{2}.$$

The accuracy of a quadrature rule can be predicted in part by examining its behavior on polynomials. The *order* of a quadrature rule is the degree of the lowest degree polynomial that the rule does not integrate exactly. If a quadrature rule of order  $p$  is used to integrate a smooth function over a small interval of length  $h$ , then a Taylor series analysis shows that the error is proportional to  $h^p$ . The midpoint



**Figure 6.2.** *Four quadrature rules.*

rule and the trapezoid rule are both exact for constant and linear functions of  $x$ , but neither of them is exact for a quadratic in  $x$ , so they both have order two. (The order of a rectangle rule with height  $f(a)$  or  $f(b)$  instead of the midpoint is only one.)

The accuracy of the two rules can be compared by examining their behavior on the simple integral

$$\int_0^1 x^2 dx = \frac{1}{3}.$$

The midpoint rule gives

$$M = 1 \left( \frac{1}{2} \right)^2 = \frac{1}{4}.$$

The trapezoid rule gives

$$T = 1 \left( \frac{0 + 1^2}{2} \right) = \frac{1}{2}.$$

So the error in  $M$  is  $1/12$ , while the error in  $T$  is  $-1/6$ . The errors have opposite signs and, perhaps surprisingly, the midpoint rule is twice as accurate as the trapezoid rule.

This turns out to be true more generally. For integrating smooth functions over short intervals,  $M$  is roughly twice as accurate as  $T$  and the errors have opposite signs. Knowing these error estimates allows us to combine the two and get a rule that is usually more accurate than either one separately. If the error in  $T$  were exactly  $-2$  times the error in  $M$ , then solving

$$S - T = -2(S - M)$$

for  $S$  would give us the exact value of the integral. In any case, the solution

$$S = \frac{2}{3}M + \frac{1}{3}T$$

is usually a more accurate approximation than either  $M$  or  $T$  alone. This rule is known as *Simpson's rule*. It can also be derived by integrating the quadratic function that interpolates the integrand at the two endpoints,  $a$  and  $b$ , and the midpoint,  $c = (a + b)/2$ :

$$S = \frac{h}{6}(f(a) + 4f(c) + f(b)).$$

It turns out that  $S$  also integrates cubics exactly, but not quartics, so its order is four.

We can carry this process one step further using the two halves of the interval,  $[a, c]$  and  $[c, b]$ . Let  $d$  and  $e$  be the midpoints of these two subintervals:  $d = (a + c)/2$  and  $e = (c + b)/2$ . Apply Simpson's rule to each subinterval to obtain a quadrature rule over  $[a, b]$ :

$$S_2 = \frac{h}{12}(f(a) + 4f(d) + 2f(c) + 4f(e) + f(b)).$$

This is an example of a *composite* quadrature rule. See Figure 6.2.

$S$  and  $S_2$  approximate the same integral, so their difference can be used as an estimate of the error:

$$E = (S_2 - S).$$

Moreover, the two can be combined to get an even more accurate approximation,  $Q$ . Both rules are of order four, but the  $S_2$  step size is half the  $S$  step size, so  $S_2$  is roughly  $2^4$  times as accurate. Thus,  $Q$  is obtained by solving

$$Q - S = 16(Q - S_2).$$

The result is

$$Q = S_2 + (S_2 - S)/15.$$

Exercise 6.2 asks you to express  $Q$  as a weighted combination of the five function values  $f(a)$  through  $f(e)$  and to establish that its order is six. The rule is known as *Weddle's rule*, the sixth-order *Newton-Cotes rule*, and also as the first step of *Romberg integration*. We will simply call it the *extrapolated Simpson's rule* because it uses Simpson's rule for two different values of  $h$  and then extrapolates toward  $h = 0$ .

## 6.3 quadtx, quadgui

The MATLAB function `quad` uses the extrapolated Simpson's rule in an adaptive recursive algorithm. Our textbook function `quadtx` is a simplified version of `quad`.

The function `quadgui` provides a graphical demonstration of the behavior of `quad` and `quadtx`. It produces a dynamic plot of the function values selected by the adaptive algorithm. The count of function evaluations is shown in the title position on the plot.

The initial portion of `quadtx` evaluates the integrand  $f(x)$  three times to give the first, unextrapolated, Simpson's rule estimate. A recursive subfunction, `quadtxstep`, is then called to complete the computation.

```
function [Q,fcount] = quadtx(F,a,b,tol,varargin)
%QUADTX Evaluate definite integral numerically.
% Q = QUADTX(F,A,B) approximates the integral of F(x)
% from A to B to within a tolerance of 1.e-6.
%
% Q = QUADTX(F,A,B,tol) uses tol instead of 1.e-6.
%
% The first argument, F, is a function handle or
% an anonymous function that defines F(x).
%
% Arguments beyond the first four,
% Q = QUADTX(F,a,b,tol,p1,p2,...), are passed on to the
% integrand, F(x,p1,p2,...).
%
% [Q,fcount] = QUADTX(F,...) also counts the number of
% evaluations of F(x).
%
% See also QUAD, QUADL, DBLQUAD, QUADGUI.

% Default tolerance
if nargin < 4 | isempty(tol)
    tol = 1.e-6;
end

% Initialization
c = (a + b)/2;
fa = F(a,varargin{:});
fc = F(c,varargin{:});
fb = F(b,varargin{:});

% Recursive call
[Q,k] = quadtxstep(F, a, b, tol, fa, fc, fb, varargin{:});
fcount = k + 3;
```

Each recursive call of `quadtxstep` combines three previously computed function values with two more to obtain the two Simpson's approximations for a particular interval. If their difference is small enough, they are combined to return the extrapolated approximation for that interval. If their difference is larger than the tolerance, the recursion proceeds on each of the two half intervals.

```
function [Q,fcount] = quadtxstep(F,a,b,tol,fa,fc,fb,varargin)
```

```
% Recursive subfunction used by quadtx.
```

```
h = b - a;
c = (a + b)/2;
fd = F((a+c)/2,varargin{:});
fe = F((c+b)/2,varargin{:});
Q1 = h/6 * (fa + 4*fc + fb);
Q2 = h/12 * (fa + 4*fd + 2*fc + 4*fe + fb);
if abs(Q2 - Q1) <= tol
    Q = Q2 + (Q2 - Q1)/15;
    fcount = 2;
else
    [Qa,ka] = quadtxstep(F, a, c, tol, fa, fd, fc, varargin{:});
    [Qb,kb] = quadtxstep(F, c, b, tol, fc, fe, fb, varargin{:});
    Q = Qa + Qb;
    fcount = ka + kb + 2;
end
```

The choice of tolerance for comparison with the error estimates is important, but a little tricky. If a tolerance is not specified as the fourth argument to the function, then  $10^{-6}$  is used as the default.

The tricky part is how to specify the tolerance in the recursive calls. How small does the tolerance in each recursive call have to be in order for the final result to have the desired accuracy? One approach would cut the tolerance in half with each level in the recursion. The idea is that if both `Qa` and `Qb` have errors less than `tol/2`, then their sum certainly has an error less than `tol`. If we did this, the two statements

```
[Qa,ka] = quadtxstep(F, a, c, tol, fa, fd, fc, varargin{:});
[Qb,kb] = quadtxstep(F, c, b, tol, fc, fe, fb, varargin{:});
```

would have `tol/2` in place of `tol`.

However, this approach is too conservative. We are estimating the error in the two separate Simpson's rules, not their extrapolated combination. So the actual error is almost always much less than the estimate. More importantly, the subintervals where the actual error is close to the estimate are usually fairly rare. We can allow one of the two recursive calls to have an error close to the tolerance because the other subinterval will probably have a much smaller error. For these reasons, the same value of `tol` is used in each recursive call.

Our textbook function does have one serious defect: there is no provision for failure. It is possible to try to evaluate integrals that do not exist. For example,

$$\int_0^1 \frac{1}{3x-1} dx$$

has a nonintegrable singularity. Attempting to evaluate this integral with `quadtx` results in a computation that runs for a long time and eventually terminates with an error message about the maximum recursion limit. It would be better to have diagnostic information about the singularity.

## 6.4 Specifying Integrands

MATLAB has several different ways of specifying the function to be integrated by a quadrature routine. The anonymous function facility is convenient for a simple, one-line formula. For example,

$$\int_0^1 \frac{1}{\sqrt{1+x^4}} dx$$

can be computed with the statements

```
f = @(x) 1./sqrt(1+x^4)
Q = quadtx(f,0,1)
```

If we want to compute

$$\int_0^\pi \frac{\sin x}{x} dx,$$

we could try

```
f = @(x) sin(x)./x
Q = quadtx(f,0,pi)
```

Unfortunately, this results in a division by zero message when `f(0)` is evaluated and, eventually, a recursion limit error. One remedy is to change the lower limit of integration from 0 to the smallest positive floating-point number, `realmin`.

```
Q = quadtx(f,realmin,pi)
```

The error made by changing the lower limit is many orders of magnitude smaller than roundoff error because the integrand is bounded by one and the length of the omitted interval is less than  $10^{-300}$ .

Another remedy is to use an M-file instead of an anonymous function. Create a file named `sinc.m` that contains the text

```
function f = sinc(x)
if x == 0
    f = 1;
else
    f = sin(x)/x;
end
```

Then the statement

```
Q = quadtx(@sinc,0,pi)
```

uses a function handle and computes the integral with no difficulty.

Integrals that depend on parameters are encountered frequently. An example is the *beta* function, defined by

$$\beta(z, w) = \int_0^1 t^{z-1} (1-t)^{w-1} dt.$$

MATLAB already has a **beta** function, but we can use this example to illustrate how to handle parameters. Create an anonymous function with three arguments.

```
F = @(t,z,w) t^(z-1)*(1-t)^(w-1)
```

Or use an M-file with a name like **betaf.m**.

```
function f = betaf(t,z,w)
f = t^(z-1)*(1-t)^(w-1)
```

As with all functions, the order of the arguments is important. The functions used with quadrature routines must have the variable of integration as the first argument. Values for the parameters are then given as extra arguments to **quadtx**. To compute  $\beta(8/3, 10/3)$ , you should set

```
z = 8/3;
w = 10/3;
tol = 1.e-6;
```

and then use

```
Q = quadtx(F,0,1,tol,z,w);
```

or

```
Q = quadtx(@betaf,0,1,tol,z,w);
```

The function functions in MATLAB itself usually expect the first argument to be in *vectorized* form. This means, for example, that the mathematical expression

$$\frac{\sin x}{1+x^2}$$

should be specified with MATLAB array notation.

```
sin(x)./(1+x.^2)
```

Without the two dots,

```
sin(x)/(1+x^2)
```



calls for linear algebraic vector operations that are not appropriate here. The MATLAB function `vectorize` transforms a scalar expression into something that can be used as an argument to function functions.

Many of the function functions in MATLAB require the specification of an interval of the  $x$ -axis. Mathematically, we have two possible notations,  $a \leq x \leq b$  or  $[a, b]$ . With MATLAB, we also have two possibilities. The endpoints can be given as two separate arguments, `a` and `b`, or can be combined into one vector argument, `[a, b]`. The quadrature functions `quad` and `quadl` use two separate arguments. The zero finder, `fzero`, uses a single argument because either a single starting point or a two-element vector can specify the interval. The ordinary differential equation solvers that we encounter in the next chapter also use a single argument because a many-element vector can specify a set of points where the solution is to be evaluated. The easy plotting function, `ezplot`, accepts a single argument with 2 or 4 elements to specify  $x$ -axis or  $x$ - $y$ -axes intervals.

## 6.5 Performance

The MATLAB `demons` directory includes a function named `humps` that is intended to illustrate the behavior of graphics, quadrature, and zero-finding routines. The function is

$$h(x) = \frac{1}{(x - 0.3)^2 + 0.01} + \frac{1}{(x - 0.9)^2 + 0.04} - 6.$$

The statement

```
ezplot(@humps, [0, 1])
```

produces a graph of  $h(x)$  for  $0 \leq x \leq 1$ . There is a fairly strong peak near  $x = 0.3$  and a more modest peak near  $x = 0.9$ .

The default problem for `quadgui` is

```
quadgui(@humps, 0, 1, 1.e-4)
```

You can see in Figure 6.3 that with this tolerance, the adaptive algorithm has evaluated the integrand 93 times at points clustered near the two peaks.

With the Symbolic Toolbox, it is possible to analytically integrate  $h(x)$ . The statements

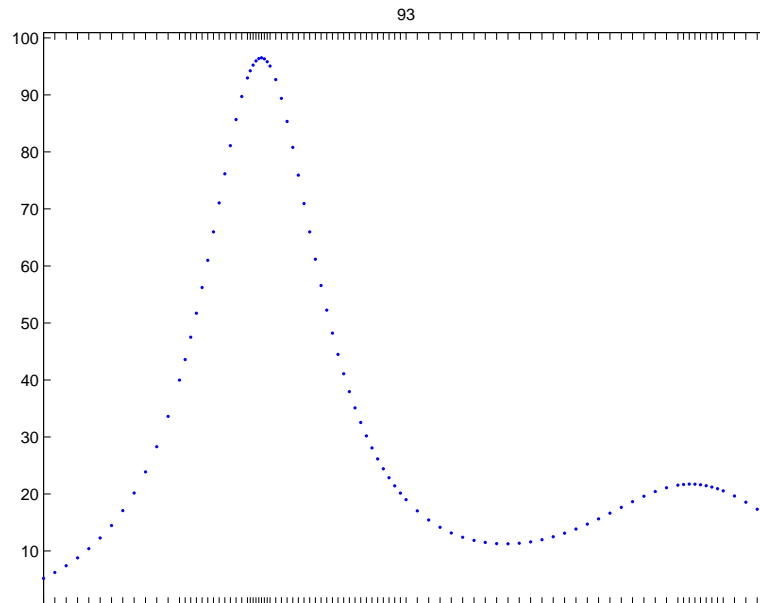
```
syms x
h = 1/((x-.3)^2+.01) + 1/((x-.9)^2+.04) - 6
I = int(h)
```

produce the indefinite integral

```
I = 10*atan(10*x-3)+5*atan(5*x-9/2)-6*x
```

The statements

```
D = simple(int(h,0,1))
Qexact = double(D)
```



**Figure 6.3.** *Adaptive quadrature.*

produce a definite integral

$$D = 11\pi + \operatorname{atan}(3588784/993187) - 6$$

and its floating-point numerical value

$$Q_{\text{exact}} = 29.858325395498674$$

The effort required by a quadrature routine to approximate an integral within a specified accuracy can be measured by counting the number of times the integrand is evaluated. Here is one experiment involving `humps` and `quadtx`.

```
for k = 1:12
    tol = 10^(-k);
    [Q,fcount] = quadtx(@humps,0,1,tol);
    err = Q - Qexact;
    ratio = err/tol;
    fprintf('%8.0e %21.14f %7d %13.3e %9.3f\n', ...
           tol,Q,fcount,err,ratio)
end
```

The results are

tol	Q	fcount	err	err/tol
-----	---	--------	-----	---------

1.e-01	29.83328444174863	25	-2.504e-02	-0.250
1.e-02	29.85791444629948	41	-4.109e-04	-0.041
1.e-03	29.85834299237636	69	1.760e-05	0.018
1.e-04	29.85832444437543	93	-9.511e-07	-0.010
1.e-05	29.85832551548643	149	1.200e-07	0.012
1.e-06	29.85832540194041	265	6.442e-09	0.006
1.e-07	29.85832539499819	369	-5.005e-10	-0.005
1.e-08	29.85832539552631	605	2.763e-11	0.003
1.e-09	29.85832539549603	1061	-2.640e-12	-0.003
1.e-10	29.85832539549890	1469	2.274e-13	0.002
1.e-11	29.85832539549866	2429	-7.105e-15	-0.001
1.e-12	29.85832539549867	4245	0.000e+00	0.000

We see that as the tolerance is decreased, the number of function evaluations increases and the error decreases. The error is always less than the tolerance, usually by a considerable factor.

## 6.6 Integrating Discrete Data

So far, this chapter has been concerned with computing an approximation to the definite integral of a specified function. We have assumed the existence of a MATLAB program that can evaluate the integrand at any point in a given interval. However, in many situations, the function is only known at a finite set of points, say  $(x_k, y_k)$ ,  $k = 1, \dots, n$ . Assume the  $x$ 's are sorted in increasing order, with

$$a = x_1 < x_2 < \dots < x_n = b.$$

How can we approximate the integral

$$\int_a^b f(x) dx?$$

Since it is not possible to evaluate  $y = f(x)$  at any other points, the adaptive methods we have described are not applicable.

The most obvious approach is to integrate the piecewise linear function that interpolates the data. This leads to the *composite trapezoid rule*

$$T = \sum_{k=1}^{n-1} h_k \frac{y_{k+1} + y_k}{2},$$

where  $h_k = x_{k+1} - x_k$ . The trapezoid rule can be implemented by a *one-liner*.

```
T = sum(diff(x).*(y(1:end-1)+y(2:end))/2)
```

The MATLAB function `trapz` also provides an implementation.

An example with equally spaced  $x$ 's is shown in Figure 6.4.

```
x = 1:6
y = [6 8 11 7 5 2]
```

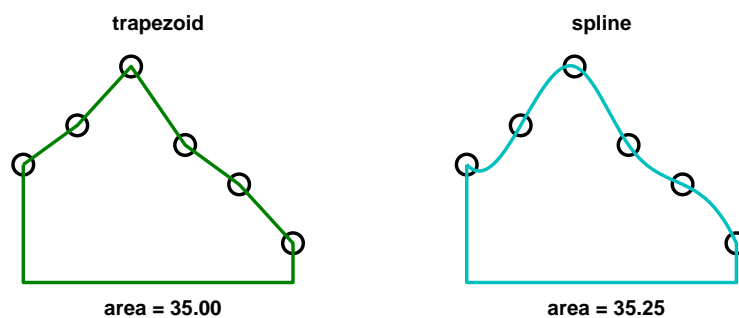


Figure 6.4. Integrating discrete data.

For these data, the trapezoid rule gives

$$T = 35$$

The trapezoid rule is often satisfactory in practice, and more complicated methods may not be necessary. Nevertheless, methods based on higher order interpolation can give other estimates of the integral. Whether or not they are “more accurate” is impossible to decide without further assumptions about the origin of the data.

Recall that both the `spline` and `pchip` interpolants are based on the Hermite interpolation formula:

$$P(x) = \frac{3hs^2 - 2s^3}{h^3}y_{k+1} + \frac{h^3 - 3hs^2 + 2s^3}{h^3}y_k + \frac{s^2(s-h)}{h^2}d_{k+1} + \frac{s(s-h)^2}{h^2}d_k,$$

where  $x_k \leq x \leq x_{k+1}$ ,  $s = x - x_k$ , and  $h = h_k$ . This is a cubic polynomial in  $s$ , and hence in  $x$ , that satisfies four interpolation conditions, two on function values and two on derivative values:

$$\begin{aligned} P(x_k) &= y_k, & P(x_{k+1}) &= y_{k+1}, \\ P'(x_k) &= d_k, & P'(x_{k+1}) &= d_{k+1}. \end{aligned}$$

The slopes  $d_k$  are computed in `splinetx` or `pchiptx`.

Exercise 6.20 asks you to show that

$$\int_{x_k}^{x_{k+1}} P(x)dx = h_k \frac{y_{k+1} + y_k}{2} - h_k^2 \frac{d_{k+1} - d_k}{12}.$$

Consequently,

$$\int_a^b P(x)dx = T - D,$$

where  $T$  is the trapezoid rule and

$$D = \sum_{k=1}^{n-1} h_k^2 \frac{d_{k+1} - d_k}{12}.$$

The quantity  $D$  is a higher order correction to the trapezoid rule that makes use of the slopes computed by `splinetx` or `pchiptx`.

If the  $x$ 's are equally spaced, most of the terms in the sum cancel each other. Then  $D$  becomes a simple *end correction* involving just the first and last slopes:

$$D = h^2 \frac{d_n - d_1}{12}.$$

For the sample data shown in Figure 6.4, the area obtained by linear interpolation is 35.00 and by spline interpolation is 35.25. We haven't shown shape-preserving Hermite interpolation, but its area is 35.41667. The integration process averages out the variation in the interpolants, so even though the three graphs might have rather different shapes, the resulting approximations to the integral are often quite close to each other.

## 6.7 Further Reading

For background on `quad` and `quadl`, see Gander and Gautschi [3].

### Exercises

- 6.1. Use `quadgui` to try to find the integrals of each of the following functions over the given interval and with the given tolerance. How many function evaluations are required for each problem and where are the evaluation points concentrated?

$f(x)$	$a$	$b$	tol
<code>humps(x)</code>	0	1	$10^{-4}$
<code>humps(x)</code>	0	1	$10^{-6}$
<code>humps(x)</code>	-1	2	$10^{-4}$
$\sin x$	0	$\pi$	$10^{-8}$
$\cos x$	0	$(9/2)\pi$	$10^{-6}$
$\sqrt{x}$	0	1	$10^{-8}$
$\sqrt{x} \log x$	<code>eps</code>	1	$10^{-8}$
$\tan(\sin x) - \sin(\tan x)$	0	$\pi$	$10^{-8}$
$1/(3x - 1)$	0	1	$10^{-4}$
$t^{8/3}(1 - t)^{10/3}$	0	1	$10^{-8}$
$t^{25}(1 - t)^2$	0	1	$10^{-8}$

- 6.2. Express  $Q$  as a weighted combination of the five function values  $f(a)$  through  $f(e)$  and establish that its order is six. (See section 6.2.)

6.3. The composite trapezoid rule with  $n$  equally spaced points is

$$T_n(f) = \frac{h}{2}f(a) + h \sum_{k=1}^{n-2} f(a + kh) + \frac{h}{2}f(b),$$

where

$$h = \frac{b - a}{n - 1}.$$

Use  $T_n(f)$  with various values of  $n$  to compute  $\pi$  by approximating

$$\pi = \int_{-1}^1 \frac{2}{1 + x^2} dx.$$

How does the accuracy vary with  $n$ ?

6.4. Use `quadtx` with various tolerances to compute  $\pi$  by approximating

$$\pi = \int_{-1}^1 \frac{2}{1 + x^2} dx.$$

How do the accuracy and the function evaluation count vary with tolerance?

6.5. Use the Symbolic Toolbox to find the exact value of

$$\int_0^1 \frac{x^4(1-x)^4}{1+x^2} dx.$$

- (a) What famous approximation does this integral bring to mind?
- (b) Does numerical evaluation of this integral present any difficulties?

6.6. The error function  $\text{erf}(x)$  is defined by an integral:

$$\text{erf}(x) = \frac{2}{\sqrt{\pi}} \int_0^x e^{-x^2} dx.$$

Use `quadtx` to tabulate  $\text{erf}(x)$  for  $x = 0.1, 0.2, \dots, 1.0$ . Compare the results with the built-in MATLAB function `erf(x)`.

6.7. The beta function,  $\beta(z, w)$ , is defined by an integral:

$$\beta(z, w) = \int_0^1 t^{z-1}(1-t)^{w-1} dt.$$

Write an M-file `mybeta` that uses `quadtx` to compute  $\beta(z, w)$ . Compare your function with the built-in MATLAB function `beta(z, w)`.

6.8. The gamma function,  $\Gamma(x)$ , is defined by an integral:

$$\Gamma(x) = \int_0^\infty t^{x-1} e^{-t} dt.$$

Trying to compute  $\Gamma(x)$  by evaluating this integral with numerical quadrature can be both inefficient and unreliable. The difficulties are caused by the infinite interval and the wide variation of values of the integrand.

Write an M-file `mygamma` that tries to use `quadtx` to compute  $\Gamma(x)$ . Compare your function with the built-in MATLAB function `gamma(x)`. For what  $x$  is your function reasonably fast and accurate? For what  $x$  does your function become slow or unreliable?

- 6.9. (a) What is the exact value of

$$\int_0^{4\pi} \cos^2 x \, dx?$$

- (b) What does `quadtx` compute for this integral? Why is it wrong?  
 (c) How does `quad` overcome the difficulty?

- 6.10. (a) Use `ezplot` to plot  $x \sin \frac{1}{x}$  for  $0 \leq x \leq 1$ .  
 (b) Use the Symbolic Toolbox to find the exact value of

$$\int_0^1 x \sin \frac{1}{x} \, dx.$$

- (c) What happens if you try

```
quadtx(@(x) x*sin(1/x),0,1)
```

- (d) How can you overcome this difficulty?

- 6.11. (a) Use `ezplot` to plot  $x^x$  for  $0 \leq x \leq 1$ .  
 (b) What happens if you try to use the Symbolic Toolbox to find an analytic expression for

$$\int_0^1 x^x \, dx?$$

- (c) Try to find the numerical value of this integral as accurately as you can.  
 (d) What do you think is the error in the answer you have given?

- 6.12. Let

$$f(x) = \log(1+x) \log(1-x).$$

- (a) Use `ezplot` to plot  $f(x)$  for  $-1 \leq x \leq 1$ .  
 (b) Use the Symbolic Toolbox to find an analytic expression for

$$\int_{-1}^1 f(x) \, dx.$$

- (c) Find the numerical value of the analytic expression from (b).  
 (d) What happens if you try to find the integral numerically with

```
quadtx(@(x)log(1+x)*log(1-x),-1,1)
```

- (e) How do you work around this difficulty? Justify your solution.  
 (f) Use `quadtx` and your workaround with various tolerances. Plot error versus tolerance. Plot function evaluation count versus tolerance.

6.13. Let

$$f(x) = x^{10} - 10x^8 + 33x^6 - 40x^4 + 16x^2.$$

- (a) Use `ezplot` to plot  $f(x)$  for  $-2 \leq x \leq 2$ .  
 (b) Use the Symbolic Toolbox to find an analytic expression for

$$\int_{-2}^2 f(x) dx.$$

- (c) Find the numerical value of the analytic expression.  
 (d) What happens if you try to find the integral numerically with

```
F = @(x) x^10-10*x^8+33*x^6-40*x^4+16*x^2
quadtx(F,-2,2)
```

Why?

- (e) How do you work around this difficulty?

6.14. (a) Use `quadtx` to evaluate

$$\int_{-1}^2 \frac{1}{\sin(\sqrt{|t|})} dt.$$

- (b) Why don't you encounter division-by-zero difficulties at  $t = 0$ ?

6.15. Definite integrals sometimes have the property that the integrand becomes infinite at one or both of the endpoints, but the integral itself is finite. In other words,  $\lim_{x \rightarrow a} |f(x)| = \infty$  or  $\lim_{x \rightarrow b} |f(x)| = \infty$ , but

$$\int_a^b f(x) dx$$

exists and is finite.

- (a) Modify `quadtx` so that, if an infinite value of  $f(a)$  or  $f(b)$  is detected, an appropriate warning message is displayed and  $f(x)$  is reevaluated at a point very near to  $a$  or  $b$ . This allows the adaptive algorithm to proceed and possibly converge. (You might want to see how `quad` does this.)  
 (b) Find an example that triggers the warning, but has a finite integral.

6.16. (a) Modify `quadtx` so that the recursion is terminated and an appropriate warning message is displayed whenever the function evaluation count exceeds 10,000. Make sure that the warning message is only displayed once.  
 (b) Find an example that triggers the warning.

6.17. The MATLAB function `quadl` uses adaptive quadrature based on methods that have higher order than Simpson's method. As a result, for integrating smooth functions, `quadl` requires fewer function evaluations to obtain a specified accuracy. The "1" in the function name comes from *Lobatto* quadrature, which uses unequal spacing to obtain higher order. The Lobatto rule used in `quadl` is of the form

$$\int_{-1}^1 f(x) dx = w_1 f(-1) + w_2 f(-x_1) + w_2 f(x_1) + w_1 f(1).$$



The symmetry in this formula makes it exact for monic polynomials of odd degree  $f(x) = x^p$ ,  $p = 1, 3, 5, \dots$ . Requiring the formula to be exact for even degrees  $x^0, x^2$ , and  $x^4$  leads to three nonlinear equations in the three parameters  $w_1, w_2$ , and  $x_1$ . In addition to this basic Lobatto rule, `quadl` employs even higher order *Kronrod* rules, involving other abscissae,  $x_k$ , and weights,  $w_k$ .

- (a) Derive and solve the equations for the Lobatto parameters  $w_1, w_2$ , and  $x_1$ .  
 (b) Find where these values occur in `quadl.m`.

6.18. Let

$$E_k = \int_0^1 x^k e^{x-1} dx.$$

- (a) Show that

$$E_0 = 1 - 1/e$$

and that

$$E_k = 1 - kE_{k-1}.$$

- (b) Suppose we want to compute  $E_1, \dots, E_n$  for  $n = 20$ . Which of the following approaches is the fastest and most accurate?

- For each  $k$ , use `quadtx` to evaluate  $E_k$  numerically.
- Use forward recursion:

$$E_0 = 1 - 1/e;$$

$$\text{for } k = 2, \dots, n, E_k = 1 - kE_{k-1}.$$

- Use backward recursion, starting at  $N = 32$  with a completely inaccurate value for  $E_N$ :

$$E_N = 0;$$

$$\text{for } k = N, \dots, 2, E_{k-1} = (1 - E_k)/k;$$

$$\text{ignore } E_{n+1}, \dots, E_N.$$

- 6.19. An article by Prof. Nick Trefethen of Oxford University in the January/February 2002 issue of *SIAM News* is titled “A Hundred-dollar, Hundred-digit Challenge” [2]. Trefethen’s challenge consists of ten computational problems, each of whose answers is a single real number. He asked for each answer to be computed to ten significant digits and offered a \$100 prize to the person or group who managed to calculate the greatest number of correct digits. Ninety-four teams from 25 countries entered the computation. Much to Trefethen’s surprise, 20 teams scored a perfect 100 points and five more teams scored 99 points. A follow-up book has recently been published [1]. Trefethen’s first problem is to find the value of

$$T = \lim_{\epsilon \rightarrow 0} \int_{\epsilon}^1 x^{-1} \cos(x^{-1} \log x) dx.$$

(a) Why can't we simply use one of the MATLAB numerical quadrature routines to compute this integral with just a few lines of code?

Here is one way to compute  $T$  to several significant digits. Express the integral as an infinite sum of integrals over intervals where the integrand does not change sign:

$$T = \sum_{k=1}^{\infty} T_k,$$

where

$$T_k = \int_{x_k}^{x_{k-1}} x^{-1} \cos(x^{-1} \log x) dx.$$

Here  $x_0 = 1$ , and, for  $k > 0$ , the  $x_k$ 's are the successive zeros of  $\cos(x^{-1} \log x)$ , ordered in decreasing order,  $x_1 > x_2 > \dots$ . In other words, for  $k > 0$ ,  $x_k$  solves the equation

$$\frac{\log x_k}{x_k} = -\left(k - \frac{1}{2}\right)\pi.$$

You can use a zero finder such as `fzerotx` or `fzero` to compute the  $x_k$ 's. If you have access to the Symbolic Toolbox, you can also use `lambertw` to compute the  $x_k$ 's. For each  $x_k$ ,  $T_k$  can be computed by numerical quadrature with `quadtx`, `quad`, or `quadl`. The  $T_k$ 's are alternately positive and negative, and hence the partial sums of the series are alternately greater than and less than the infinite sum. Moreover, the average of two successive partial sums is a more accurate approximation to the final result than either sum by itself.

(b) Use this approach to compute  $T$  as accurately as you can with a reasonable amount of computer time. Try to get at least four or five digits. You may be able to get more. In any case, indicate how accurate you think your result is.

(c) Investigate the use of Aitken's  $\delta^2$  acceleration

$$\tilde{T}_k = T_k - \frac{(T_{k+1} - T_k)^2}{T_{k+1} - 2T_k + T_{k-1}}.$$

6.20. Show that the integral of the Hermite interpolating polynomial

$$P(s) = \frac{3hs^2 - 2s^3}{h^3} y_{k+1} + \frac{h^3 - 3hs^2 + 2s^3}{h^3} y_k \\ + \frac{s^2(s-h)}{h^2} d_{k+1} + \frac{s(s-h)^2}{h^2} d_k$$

over one subinterval is

$$\int_0^h P(s) ds = h \frac{y_{k+1} + y_k}{2} - h^2 \frac{d_{k+1} - d_k}{12}.$$

6.21. (a) Modify `splinetx` and `pchiptx` to create `splinequad` and `pchipquad` that integrate discrete data using spline and pchip interpolation.

(b) Use your programs, as well as `trapz`, to integrate the discrete data set

```
x = 1:6
y = [6 8 11 7 5 2]
```

(c) Use your programs, as well as `trapz`, to approximate the integral

$$\int_0^1 \frac{4}{1+x^2} dx.$$

Generate random discrete data sets using the statements

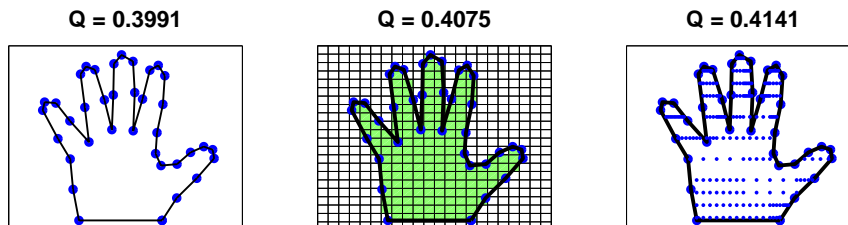
```
x = round(100*[0 sort(rand(1,6)) 1])/100
y = round(400./(1+x.^2))/100
```

With infinitely many infinitely accurate points, the integrals would all equal  $\pi$ . But these data sets have only eight points, rounded to only two decimal digits of accuracy.

6.22. This program uses functions in the Spline Toolbox. What does it do?

```
x = 1:6
y = [6 8 11 7 5 2]
for e = ['c','n','p','s','v']
    disp(e)
    ppval(fnint(csape(x,y,e)),x(end))
end
```

6.23. How large is your hand? Figure 6.5 shows three different approaches to computing the area enclosed by the data that you obtained for exercise 3.3.



**Figure 6.5.** *The area of a hand.*

(a) Area of a polygon. Connect successive data points with straight lines and connect the last data point to the first. If none of these lines intersect, the result is a polygon with  $n$  vertices,  $(x_i, y_i)$ . A classic, but little known, fact is that the area of this polygon is

$$(x_1y_2 - x_2y_1 + x_2y_3 - x_3y_2 + \cdots + x_ny_1 - x_1y_n)/2.$$

If  $x$  and  $y$  are column vectors, this can be computed with the MATLAB one-liner

$$(x' * y([2:n 1]) - x([2:n 1])' * y) / 2$$

(b) Simple quadrature. The MATLAB function `inpolygon` determines which of a set of points is contained in a given polygonal region in the plane. The polygon is specified by the two arrays `x` and `y` containing the coordinates of the vertices. The set of points can be a two-dimensional square grid with spacing `h`.

```
[u,v] = meshgrid(xmin:h:xmax,ymin:h:ymax)
```

The statement

```
k = inpolygon(u,v,x,y)
```

returns an array the same size as `u` and `v` whose elements are one for the points in the polygon and zero for the points outside. The total number of points in the region is the number of nonzeros in `k`, that is, `nnz(k)`, so the area of the corresponding portion of the grid is

$$h^2 * nnz(k)$$

(c) Two-dimensional adaptive quadrature. The *characteristic function* of the region  $\chi(u, v)$  is equal to one for points  $(u, v)$  in the region and zero for points outside. The area of the region is

$$\int \int \chi(u, v) du dv.$$

The MATLAB function `inpolygon(u,v,x,y)` computes the characteristic function if `u` and `v` are scalars, or arrays of the same size. But the quadrature functions have one of them a scalar and the other an array. So we need an M-file, `chi.m`, containing

```
function k = chi(u,v,x,y)
if all(size(u) == 1), u = u(ones(size(v))); end
if all(size(v) == 1), v = v(ones(size(u))); end
k = inpolygon(u,v,x,y);
```

Two-dimensional adaptive numerical quadrature is obtained with

```
x = ...;
y = ...;
dblquad(@(u,v)chi(u,v,x,y),xmin,xmax,ymin,ymax,tol)
function k = chi(u,v,x,y)
```

This is the least efficient of the three methods. Adaptive quadrature expects the integrand to be reasonably smooth, but  $\chi(u, v)$  is certainly not smooth. Consequently, values of `tol` smaller than  $10^{-4}$  or  $10^{-5}$  require a lot of computer time.

Figure 6.5 shows that the estimates of the area obtained by these three methods agree to about two digits, even with fairly large grid sizes and tolerances. Experiment with your own data, use a moderate amount of computer time, and see how close the three estimates can be to each other.

# Bibliography

- [1] F. BORNEMANN, D. LAURIE, S. WAGON, AND J. WALDVOGEL, *The SIAM 100-Digit Challenge: A Study in High-Accuracy Numerical Computing*, SIAM, Philadelphia, 2004.
- [2] L. N. TREFETHEN, *A hundred-dollar, hundred-digit challenge*, SIAM News, 35(1)(2002). Society of Industrial and Applied Mathematics.  
<http://www.siam.org/pdf/news/388.pdf>  
<http://www.siam.org/books/100digitchallenge>
- [3] W. GANDER AND W. GAUTSCHI, *Adaptive Quadrature—Revisited*, BIT Numerical Mathematics, 40 (2000), pp. 84–101.  
<http://www.inf.ethz.ch/personal/gander>